

From This



To This





Color corrected to eliminate yellow cast

Distracting red fire alarm box removed

Yellow leaves on plant turned green


To eliminate glare on glass, the logo and glass were recreated to appear more as they actually do.




Creating the Glass




original photo
light coming from behind the photographer creates a glare that changes the glass's appearance from the way it appears when viewed in person




Logo and glass eliminated by covering with duplicates of wood taken from surrounding wood panels



A drop shadow for the glass is added to give the illusion of space and distance



A translucent, lightly textured rectangle was added and filled with blue-gray to simulate the actual appearance of the frosted glass, then beveled to add dimension



Bolts which hold up the glass were added at the top, bottom, and sides. This detail adds to the illusion a heavy sheet of glass.

Creating the Logo




tii network technologies

tii logo artwork used to create photo image



Drop shadow adds depth not present in the standard logo artwork



Color overlay, texture, bevel, and emboss applied to simulate chrome lettering



A duplicate layer simulates the lights and shadows coming from the overhead light



final photo
The orange portion of the logo is embossed to give the illusion of depth and weight